

Paul Brayton Designs

FURNITURE



LIST PRICE - JANUARY 2012

GENERAL TERMS AND CONDITIONS

Questions

Questions may be directed to Customer Service at 800-882-4720 or to requests@paulbraytondesigns.com

Orders

Orders may be sent via fax to 336-882-5300 or e-mailed to requests@paulbraytondesigns.com. Specify product model number and name, quantity, wood finish if applicable and cover material selection with grade and price.

Cancellations / Changes

Orders may not be cancelled once they are entered. Changes to orders may be considered depending upon the request at Paul Brayton Designs discretion, additional charges may apply.

Terms / Credit / Prices

Terms are net 15 days with approved credit. Open credit terms may be obtained by submitting trade reference information if required. Published prices are list F.O.B. Archdale, NC (freight is not included). Paul Brayton Designs does offer an optional Guaranteed Freight Program. When using this program specify clearly on your order and use the following information to calculate freight.

Guaranteed Freight Rate Program

See page 3

COM and COL

Prior approval required on all COM and COL. A COM / COL approval sheet must be completed and submitted with a minimum 9" x 9" memo for approval. An approval number must be referenced when sending COM / COL to Paul Brayton Designs.

[Download COM / COL approval form here.](#)

Approved COM / COL must be delivered freight, duty and taxes prepaid to:

Paul Brayton Designs
Att: COM / COL Department
518 Old Thomasville Road
High Point, NC 27260

Tagged with approval number on shipping label.

All COM / COL must be clearly marked with customer name, approval number, supplier name, material identification information and Paul Brayton Designs furniture for application.

All COM / COL should be rolled, any folded goods will be rejected.

Paul Brayton Designs can not be responsible for any aspects of the COM / COL including content, durability, cleanability, suitability of use, and flammability. We strongly recommend that the client inspect fully all COM and COL before submitting material for use on Paul Brayton Designs furniture. The face side of all COM must be clearly marked. All stripes will be applied vertically unless written instructions are included stating otherwise.

Warranty

Paul Brayton Designs furniture is warranted to be free from defects in material and workmanship for five years from the date of shipment. This warranty applies to the original purchaser and covers products used in normal commercial office conditions for single shift service. During this warranty period we will repair or replace at our discretion any product or part that fails as the direct result of such a defect.

Freight damage, misuse, abuse, vandalism, normal wear or any alterations are not covered.

No other express or implied warranties shall apply.

Flammability

All Paul Brayton Designs furniture is designed and constructed to meet CAL – 117E.


Consult Customer Service for any special requirements.

FABRIC DIRECTION GUIDE

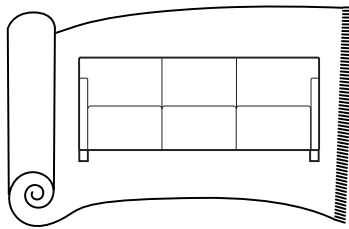
The chart below may be used as a guide to help determine fabric direction and to help estimate yardage needed. Actual yardage required will be based on fabric pre-approval and on condition of goods upon receipt and final inspection.

Repeat	Railroad	Top Out	2-Way Match
1 - 5"	Add 10%	Add 15%	Add 15%
6 - 9"	Add 15%	Add 18%	Add 20%
10 - 13"	Add 20%	Add 25%	Add 30%
14 - 20"	Add 25%	Add 30%	Add 40%
21 - 27"	Add 30%	Add 40%	Add 45%

Explanation of what *Railroad and **Top out means.



**Top Out or
Up the Roll**



**Railroad or
Selvage to Selvage**

PBD GUARANTEED FREIGHT PROGRAM

PBD's **Guaranteed Freight Program** is designed to provide fixed freight costs at the time of purchase. Through our long-standing relationships with local and national carriers, we are able to negotiate the lowest possible rates and pass them on to our valued customers.

ZONE 1 3.0% List COM

Delaware
D.C.
Maryland
N. Carolina
S. Carolina
Virginia

ZONE 3 5.0% List COM

Arkansas
Iowa
Kansas
Louisiana
Minnesota
Missouri
Nebraska
N. Dakota
Oklahoma
S. Dakota
Texas

ZONE 5 - 7.0% List COM

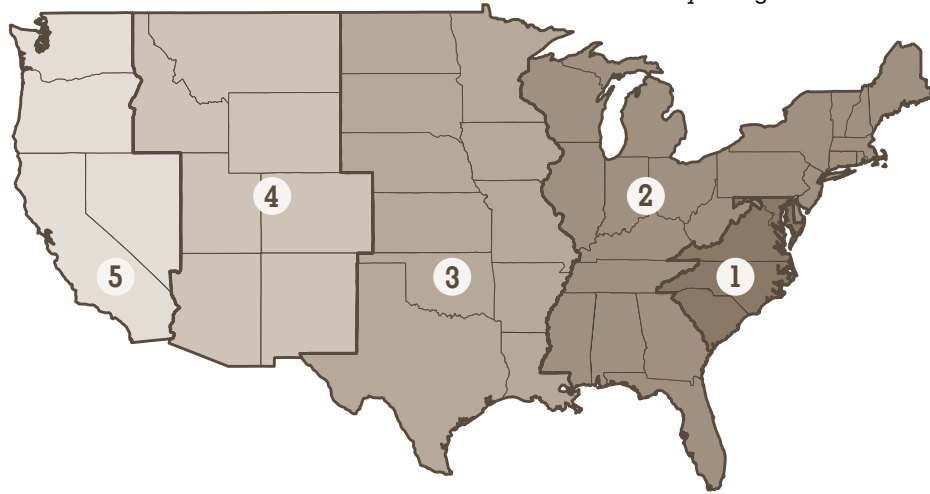
California
Nevada
Oregon
Washington

ZONE 4 - 6.0% List COM

Arizona
Colorado
Idaho
Montana
New Mexico
Utah
Wyoming

ZONE 2 4.0% List COM

Alabama
Connecticut
Florida
Georgia
Illinois
Indiana
Kentucky
Maine
Massachusetts
Michigan
Mississippi
New Hampshire
New Jersey
New York
Ohio
Pennsylvania
Tennessee
Vermont
W. Virginia



You Should

- Determine the zone to which PBD products are to be shipped.
- Using the map and zone percentages, calculate your fixed freight cost as a net percentage of the total COM list. Place your order.
 - Zone 1 3%
 - Zone 2 4%
 - Zone 3 5%
 - Zone 4 6%
 - Zone 5 7%
- Indicate **"Guaranteed Freight Program"** on your order.

PBD Will

- Select the appropriate carrier.
- Include your pre-calculated freight cost as part of your invoice.

Special Circumstances

- Partial shipments may incur additional freight costs.
- A minimum charge of \$175.00 NET will apply to all shipments.
- Charges are for "Normal Delivery to a Loading Dock".
- A "Call Before Delivery" request will be honored at no additional cost, provided it is specified on the order.
- Additional fees such as "Fuel Surcharges", "Inside Delivery", "White Glove Service", etc. may be required.
- All products are shipped FOB Archdale, NC freight prepaid and added to your invoice/ acknowledgment.
- Title of goods changes when merchandise leaves PBD's dock.

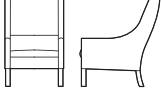
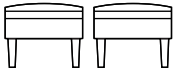
ALL FREIGHT CLAIMS ARE THE RESPONSIBILITY OF THE PURCHASER



ATHENS

Design by Werther,
Germany.

LIST PRICES

	YARDAGE		FABRIC GRADES												LEATHER GRADES		
	COM	COL	COM	COL	1	2	3	4	5	6	7	8	9	10	L1	L2	L3
 202 CHAIR Overall: 28W 39.5D 43H Inside: 21.5W 22D 24.5H Seat: 19.5H Arm: 23.5H	5.50yds	99sq	2440	2565	2765	2825	2889	2950	3010	3070	3135	3195	3255	3315	4100	4325	4545
 202-H OTTOMAN Overall: 23W 23D 18H	1.75yds	31.5sq	1010	1050	1115	1135	1150	1170	1190	1210	1230	1250	1270	1290	1540	1610	1680

BASE OPTIONS:

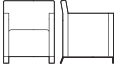
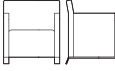
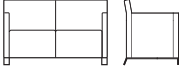
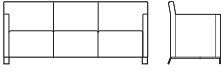

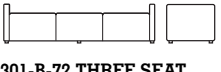
- Maple leg available in 12 standard finishes
 - WF-01 Natural
 - WF-02 Honey
 - WF-03 Chocolate
 - WF-04 Espresso
 - WF-05 Curry
 - WF-06 Cinnamon
 - WF-07 Paprika
 - WF-08 Clove
 - WF-09 White Satin
 - WF-10 White Gloss
 - WF-11 Black Satin
 - WF-12 Black Gloss



MONTREAU

Design by Gerald Brandstätter,
Germany.

LIST PRICES

BASE	YARDAGE		FABRIC GRADES										LEATHER GRADES					
	COM	COL	COM	COL	1	2	3	4	5	6	7	8	9	10	L1	L2	L3	
 300 NARROW CHAIR Overall: 28W 30D 31H Inside: 20.5W 21.5D 16.5H Seat: 18H Arm: 26.25H	300-CB CHROME	4.25yds	77sq	2425	2525	2675	2725	2770	2819	2865	2915	2960	3009	3055	3100	3720	3890	4065
	300-WB WOOD	4.25yds	77sq	2205	2300	2455	2505	2550	2599	2645	2690	2740	2789	2835	2880	3499	3670	3840
 301 WIDE CHAIR Overall: 31W 30D 31H Inside: 23.5W 22D 16.5H Seat: 18H Arm: 26.25H	301-CB CHROME	4.50yds	81sq	2500	2605	2769	2819	2869	2919	2969	3019	3069	3119	3169	3219	3865	4045	4225
	301-WB WOOD	4.50yds	81sq	2280	2385	2545	2599	2649	2699	2749	2799	2849	2899	2949	2999	3645	3825	4005
 301-2 TWO SEAT SOFA Overall: 55W 30D 31H Inside: 47.5W 22D 16.5H Seat: 18H Arm: 26.25H	301-2-CB CHROME	6.50yds	117sq	3455	3599	3839	3910	3985	4055	4125	4199	4270	4345	4415	4489	5419	5679	5939
	301-2-WB WOOD	6.50yds	117sq	3259	3405	3640	3715	3785	3859	3929	4000	4075	4145	4219	4290	5220	5480	5740
 301-3 THREE SEAT SOFA Overall: 79W 30D 31H Inside: 71.5W 22D 16.5H Seat: 18H Arm: 26.25H	301-3-CB CHROME	7.50yds	135sq	4410	4579	4855	4939	5020	5100	5189	5270	5355	5439	5520	5605	6679	6979	7279
	301-3-WB WOOD	7.50yds	135sq	4235	4399	4675	4759	4840	4925	5005	5090	5175	5259	5340	5425	6499	6799	7099
 301-B-48 TWO SEAT BENCH Overall: 55W 24D 22H Inside: 47.5W 24D Seat: 18H Arm: 22H		4.50yds	81sq	2245	2345	2515	2565	2610	2665	2710	2765	2810	2865	2910	2965	3610	3789	3969
 301-B-72 THREE SEAT BENCH Overall: 79W 24D 22H Inside: 71.5W 24D Seat: 18H Arm: 22H		5.25yds	95sq	2960	3079	3270	3329	3389	3445	3505	3560	3620	3679	3739	3795	4559	4769	4979

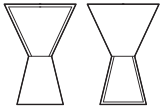
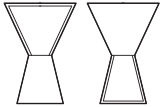
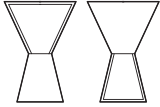

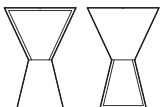
BASE OPTIONS:

- Mirror Chrome
- Beech wood base available in 12 standard finishes
 - WF-01 Natural
 - WF-05 Curry
 - WF-09 White Satin
 - WF-02 Honey
 - WF-06 Cinnamon
 - WF-10 White Gloss
 - WF-03 Chocolate
 - WF-07 Paprika
 - WF-11 Black Satin
 - WF-04 Espresso
 - WF-08 Clove
 - WF-12 Black Gloss



SORRENTO

Design by Jan Armgardt,
Germany.

	LIST PRICE	
 <p>206-T-B TABLE TEXTURE BLACK Overall: 13.75W 13.75D 21.75H</p>	899	
 <p>206-T-W TABLE GLOSS WHITE Overall: 13.75W 13.75D 21.75H</p>	899	
 <p>206-T TABLE OPTIONAL POWDERCOAT FINISH Overall: 13.75W 13.75D 21.75H <i>Specify from colors below</i></p>	999	
 <p>MT (ADDITIONAL) WHITE CARRERA MARBLE TOP ONLY Overall: 13.75W 13.75D .75H <i>Specify and add</i></p>	295	
 <p>206-T-C TABLE CUSTOM COLOR Overall: 13.75W 13.75D 21.75H</p>	CONTACT CUSTOMER SERVICE	

POWDERCOAT OPTIONS:





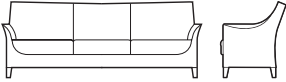
- Constructed of solid steel
- Standard powdercoat finishes
 - PC-50 Black Suede | Textured Black
 - PC-55 Go Go Boots | Gloss White
- Optional powdercoat finishes
 - PC-60 Stiletto | Gloss Red
 - PC-65 Snowdrift | Textured White
 - PC-70 Play Misty | Textured Light Gray
 - PC-75 Aluminate | Satin Gray
 - PC-80 Thundercloud | Textured Medium Gray
 - PC-85 Quarystone | Pebble Texture Gray
 - PC-90 Black Patent | Gloss Black



VERONA

Design by Gesa & Hartmut Elberfeld,
Germany.

LIST PRICES

	YARDAGE		FABRIC GRADES												LEATHER GRADES		
	COM	COL	COM	COL	1	2	3	4	5	6	7	8	9	10	L1	L2	L3
 <p>200 CHAIR Overall: 30W 32D 36H Inside: 18.5W 19.5D 21H Seat: 18H Arm: 24H</p>	3.75yds	67.5sq	1845	1930	2065	2110	2150	2190	2235	2275	2315	2360	2400	2440	2979	3129	3279
 <p>201 HIGHBACK CHAIR Overall: 31W 35.5D 42H Inside: 18.5W 19.5D 21H Seat: 18H Arm: 24H</p>	4.25yds	77sq	2220	2325	2479	2525	2575	2620	2669	2715	2760	2809	2855	2905	3520	3695	3865
 <p>201-H OTTOMAN Overall: 24.5W 18D 18H</p>	1.75yds	32sq	909	949	1010	1030	1050	1070	1090	1110	1129	1149	1169	1189	1445	1519	1589
 <p>200-2 TWO SEAT SOFA Overall: 59W 32D 36H Inside: 47.5W 19.5D 21H Seat: 18H Arm: 24H</p>	5.50yds	99.0sq	2785	2910	3110	3170	3230	3295	3355	3415	3475	3540	3599	3660	4449	4669	4889
 <p>200-3 THREE SEAT SOFA Overall: 83W 32D 36H Inside: 71.5W 19.5D 21H Seat: 18H Arm: 24H</p>	7.75yds	139.5sq	3610	3785	4065	4150	4239	4325	4410	4499	4585	4670	4755	4840	5950	6260	6570

BASE OPTIONS:

- Maple leg available in 12 standard finishes
 - WF-01 Natural
 - WF-02 Honey
 - WF-03 Chocolate
 - WF-04 Espresso
 - WF-05 Curry
 - WF-06 Cinnamon
 - WF-07 Paprika
 - WF-08 Clove
 - WF-09 White Satin
 - WF-10 White Gloss
 - WF-11 Black Satin
 - WF-12 Black Gloss