

## Ellary Mid Back

**Model Number:** 881-L10

Four Legs Solid Wood

**Product Category:** Lounge & Privacy

**Designer:** PBD Studio

**Base Style:** L10

**Effective Date:** 8/1/2024



**DIMENSIONS & WEIGHT**

Overall (inches):

**W:** 30"  
**D:** 28"  
**H:** 32"  
**Seat W:** 21"  
**Seat D:** 21"  
**Back H:** 22"  
**Arm H:** 24.5"  
**Seat H:** 18"

**PRICING**

**COM List Price:** \$1,965

**COL List Price:** \$2,065

**Fabric Grade 1:** \$2,175

**Fabric Grade 2:** \$2,245


**Fabric Grade 3:** \$2,325

**Fabric Grade 4:** \$2,425

**Fabric Grade 5:** \$2,510

**Leather Grade 1:** \$3,475

**WOOD COLOR**



Natural WF 01



Light Natural WF 21




Medium Walnut WF 22



Dark Walnut WF 23



Chocolate WF 03



Espresso WF 04



Paprika WF 07




White Satin WF 09



Black Satin WF 11



Matte Weathered Grey WF 25



Drift Wood WF 24

**Custom Wood Color**

Add \$350 List set-up fee

Add \$35 List per unit ordered

**TEXTILE REQUIREMENTS**

**Total COM Yardage:** 3.25

**Total COL Sq Ft:** 58.5

Contrasting Textile Requirements:

**Seat Only Yds:** .75

**Balance Yds:** 2.5

**Seat Only Sq Ft:** 13.5

**Balance Sq Ft:** 45

If Contrasting Textiles:

**Add \$75 List**

**DRAWINGS FOR DOWNLOAD**

CAD 2D

CAD 3D

Sketchup

Revit

**STANDARD**

**Features:**

- Wood Base: Solid Beech